



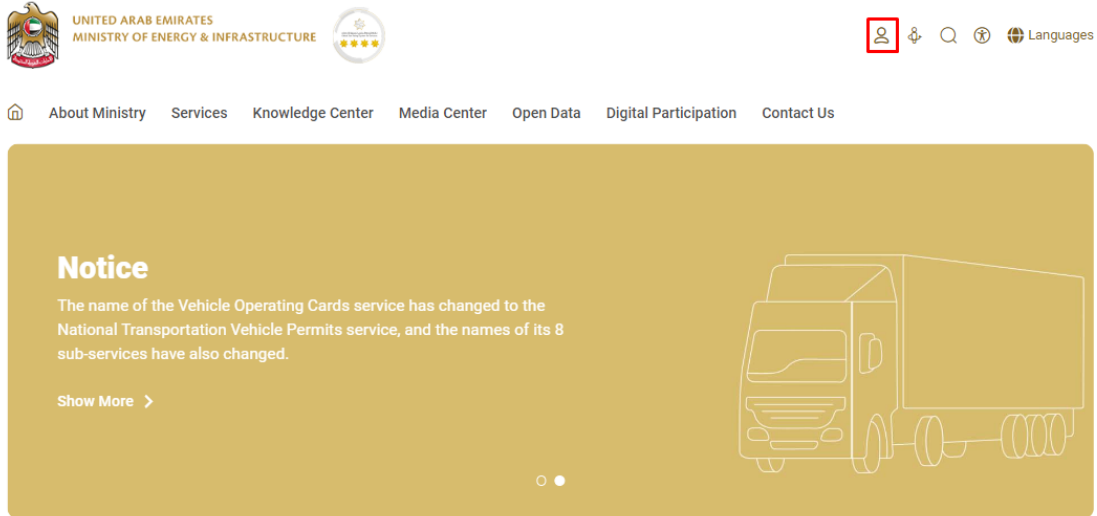
## User Manual

# Geological Studies Purchase Request

V 1.1

2023

1. Open MOEI website: <https://www.moei.gov.ae>
2. Click on “LOGIN” on the header



3. Then it will redirect you to the Login page, you can login using UAE PASS.

The screenshot shows a web browser window with the URL 'Home / Member Login'. The main content area is titled 'Member Login' and contains the following elements:

- A message: "Dear Client, this service needs to login into the page. So, please use your registered information or register a new account."
- Input fields for 'Username or Email' and 'Password'.
- A CAPTCHA challenge with the text 'I'm not a robot' and a 'CAPTCHA Privacy - Terms' link.
- A 'Login' button and a 'Forgot password?' link.
- An 'OR' separator.
- A 'Sign in with UAE PASS' button.
- A message: "A single trusted digital identity for all citizens, residents and visitors."
- A 'Register Now' link.
- A 'Do you have an account?' prompt.
- A 'Ask AlFateen' chatbot icon.

This simplified interface is titled 'Login to your account' and features the following components:

- A 'Sign in with UAE PASS' button.
- An 'OR' separator.
- A 'Don't have an account?' prompt.
- A 'Sign up with UAE PASS' button.
- A message: "A single trusted digital identity for all citizens, residents and visitors."
- A link: "For more information please check the user manual from Here".

4. From the home page, go to "Services" tab, then choose "Geological Services".

## Services

Search by a service keyword .....



Request Status

My Favourites

Most used services

All Services

Zayed Housing Program

Land Transport

Maritime Transport

Infrastructure Services

Geological Services

Geological Services (5)

Spatial and Geographical Data (1)

Inquiry Services

Geological Services

Geological Film Purchase Request

Geological Services

Geological Maps Purchase Request

Geological Services

Geological Studies Purchase Request

Geological Services

Geophysical Studies Purchase Request

Geological Services

Issuing "To Whom it May Concern Letter" for Field Visit Permit to Geological locations

All Services &gt;

5. From Services Page, choose the category "Geological Services".
6. Then select the needed service "Geological Studies Purchase Request", you can view the service Info or start the service immediately.

## Services

### Services

Search by a service keyword .....



Request Status

My Favourites

Iskan bundle

E-Services Help

Proactive services

Added value

Most used services

All Services

Zayed Housing Program

Land Transport

Maritime Transport

Infrastructure Services

Geological Services

**Geological Services** (5)

Spatial and Geographical Data (1)

Inquiry Services

Geological Services

Geological Services

Geological Services

Geological Film Purchase Request

Geological Maps Purchase Request

Geological Studies Purchase Request

Geological Services

Geological Services

Geophysical Studies Purchase Request

Issuing "To Whom it May Concern Letter" for Field Visit Permit to Geological...

Previous 1 of 1 Next

Total number of items : 5

#### 7. Add the required geological report to Cart by

- click "Details" button of each category
- Select reports that you want to purchase
- Enter the required quantity
- Click ' Add to Cart'

Home / Service

### Geological Studies Purchase Request

Keyword

Option Type  
Please Select

**Search** **Reset Filters**

**Aeromagnetic anomalies and crustal structure in an area of the foreland basin** **Range**  
AED 500.00 - 1000.00 **Show Options**

		Quantity	
Hard Copy with explanation booklet	AED 500.00	<input checked="" type="checkbox"/> 1	<b>View image</b>
Soft Copy	AED 1000.00	<input type="checkbox"/> 1	<b>View image</b>

**+ Add to cart**

**Product added to cart****Ok**

8. the items will be added to the cart, please click on cart icon and click “Proceed to checkout” for the payment



Home / Shopping Cart

### Shopping Cart

Items to buy now	Category	Quantity	Total
<b>Aeromagnetic anomalies and crustal structure in an area of the foreland basin</b> (Hard Copy with explanation booklet) <a href="#">Remove</a>	Geological Reports	<input type="text" value="1"/> <a href="#">Update</a>	AED 500.00
			Grand Total: <b>AED 500.00</b>

[Clear All](#) [Proceed to check out](#)

< 1 >

9. Fill the delivery address and agree to terms and conditions. Click the button “Submit” for the payment process.

Home / Service /

### Secure Checkout

Full Name \*

Telephone \*

Mobile \*

Fax

City \*

Address Line 1 \*

Address Line 2 \*

PO Box \*

Basket Items

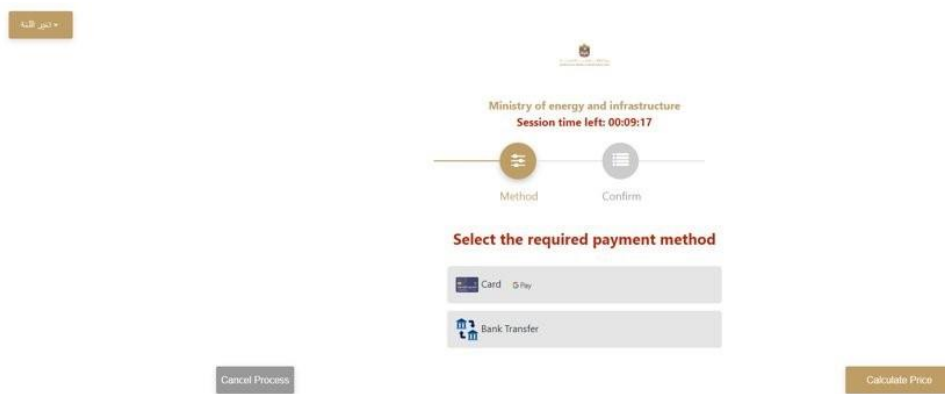
Product Name *	Product Option Name *	Category *	Quantity *
Gheweifat and As Sila area	Soft copy - 1024121567	Geological Maps	3

Service : Geological Maps Purchase Request

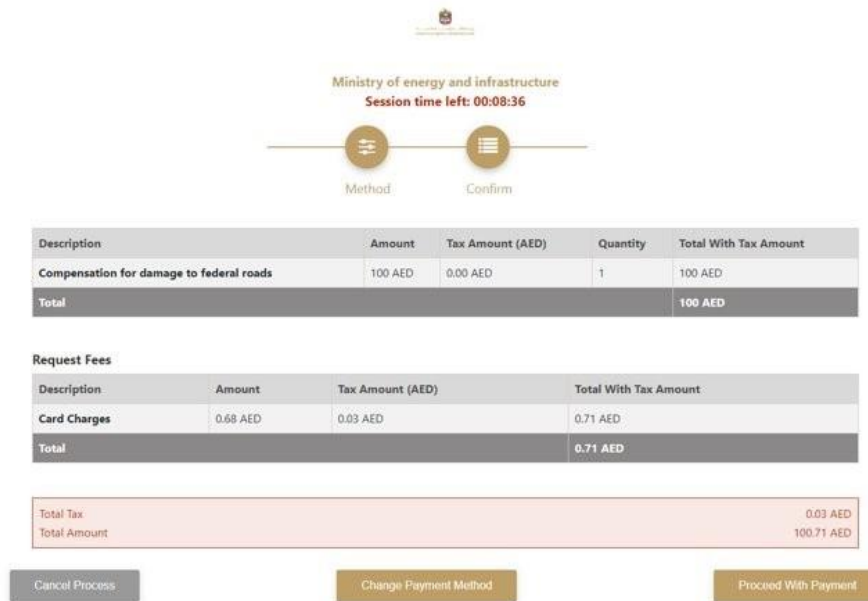
100%  
Form Completion

10. You will be redirected to payment gateway to complete your payment process. Select the payment method from the list.








11. Payment details will appear, please click on “Proceed with Payment” button to go to next step



12. Add Card details and click on “I agree to Terms & Conditions”, then click on “Pay Now” button



Ministry of energy and infrastructure  
**Total Payment: 100.71 AED**  
**Session time left: 00:07:33**

**Cardholder Name**

**Card Number**

**Month**  **Year**  **CVV**

I agree to [Terms&Conditions](#)


**Pay Now**

**Cancel Process** **Change Payment Method**

### 13. The following Message will appear upon successful payment:

Home / Service /

Payment - Deletion Request for national pleasure boat



**Payment Completed Successfully!**

We have already received your payment and your application will be reviewed. You will be notified soon on your application status

Receipt Number	265918189947239273	Payment Date	Thu, 08 Jun 2023 11:01
Application Number	A064001483080623	Application Date	Thu, 08 Jun 2023 10:49

Amount	AED 100
Fees	AED 0.71
<b>Total Payment</b>	<b>AED 100.71</b>

[BACK TO MY APPLICATIONS](#) [BACK TO DASHBOARD](#)

14. Your reference number for the request will be displayed on the ministry website page once the payment is successfully completed.
15. Soft copy of the report will be added to the customer's page on the website upon payment, along with a copy of the payment receipt, and a hard copy of the map will be delivered through the shipping companies.
16. Fill the satisfaction survey about the eService, when the following pop-up shows up:

**Customer Pulse Survey**

Overall, how satisfied are you about the service? \*

Extremely Dissatisfied      Extremely Satisfied

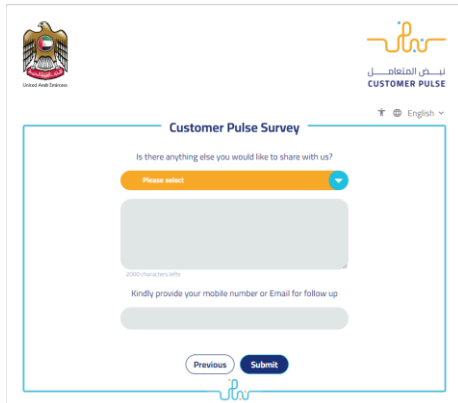
Next

**Customer Pulse Survey**

Based on your experience in getting the service. To what extent do you agree on the following statements?

	Extremely Disagree	Disagree	Somewhat Disagree	Neutral	Somewhat Agree	Agree	Extremely Agree
Availability & accuracy of Service information	★	★	★	★	★	★	★
Ease of Service accessibility in the Smart Application	★	★	★	★	★	★	★
Ease & Simplicity of Service Application Steps	★	★	★	★	★	★	★
Ease and Variety of payment options	★	★	★	★	★	★	★
Possibility of Service Status Tracking	★	★	★	★	★	★	★
Service Completion time was reasonable & within my expectations	★	★	★	★	★	★	★
Smart Application efficiency (no delays or errors in app)	★	★	★	★	★	★	★
Availability of Online Support	★	★	★	★	★	★	★

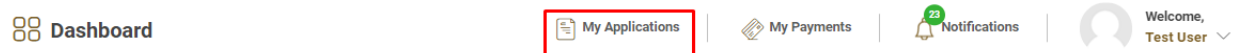
Previous      Next



17. you can also view and download the certificate from the end user dashboard through Request Status boxes Or My Application:

### My Application/My Payment:

a. Click on the My Application as shown in the image below



b. for searching/filtering the requests based on Reference Number/Request Date/Service Name/Request Status:

