



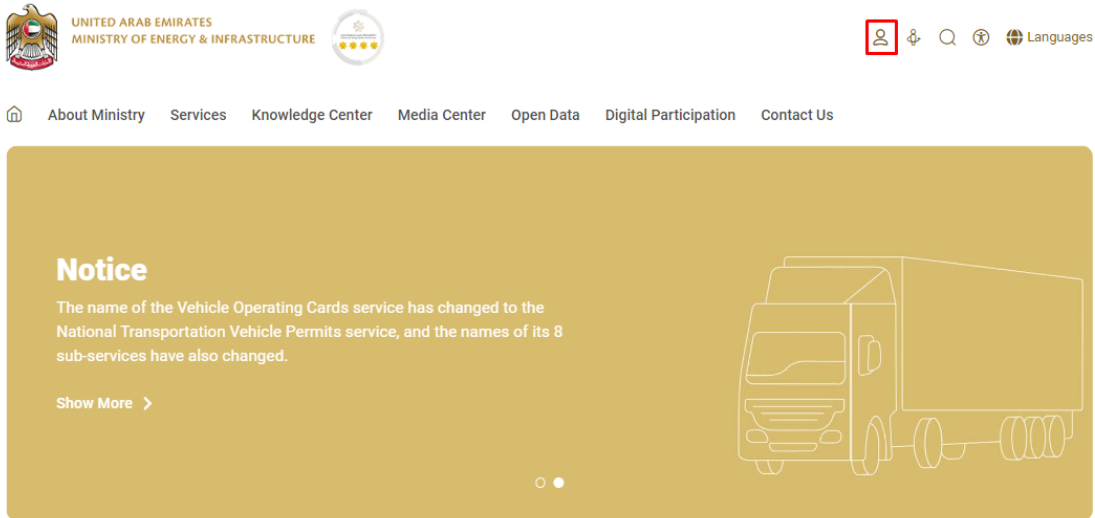
## User Manual

# Geological Film Purchase Request

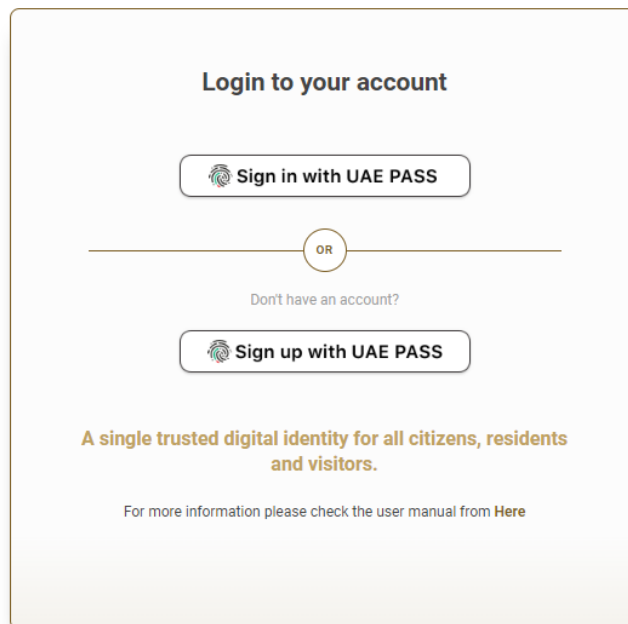
V 1.1

2023

1. Open MOEI website: <https://www.moei.gov.ae>
2. Click on “LOGIN” on the header



3. Then it will redirect you to the Login page, you can login using UAE PASS.



4. From the home page, go to “Services” tab, then choose “Geological Services”.

The screenshot shows the 'Services' page interface. At the top left is the 'Services' title. To its right is a search bar with the placeholder text 'Search by a service keyword .....'. Further right are two buttons: 'Request Status' with a refresh icon and 'My Favourites'. Below the search bar is a grid of service cards. On the left side, there is a vertical list of service categories with expand/collapse arrows. The 'Geological Services' category is expanded, showing sub-items: 'Geological Services (5)' and 'Spatial and Geographical Data (1)'. The main grid contains several cards, including 'Geological Services', 'Geological Film Purchase Request', 'Geological Maps Purchase Request', 'Geological Studies Purchase Request', 'Geophysical Studies Purchase Request', and 'Issuing "To Whom it May Concern Letter" for Field Visit Permit to Geological locations'. At the bottom right of the grid is a link 'All Services >'. The 'Geological Services' category in the left sidebar is highlighted with a dark brown background.

5. From Services Page, choose the category “Geological Services”.

6. Then select the needed service “Geological Film Purchase Request” , you can view the service Info or start the service immediately.

## Services

### Services

Search by a service keyword .....



Request Status

My Favourites

Iskan bundle

E-Services Help

Proactive services

Added value

Most used services

All Services

Zayed Housing Program

Land Transport

Maritime Transport

Infrastructure Services

Geological Services

Geological Services (5)

Spatial and Geographical Data (1)

Inquiry Services

Geological Services

Geological Services

Geological Services

Geological Film Purchase Request

Geological Maps Purchase Request

Geological Studies Purchase Request

Geological Services

Geological Services

Geophysical Studies Purchase Request

Issuing "To Whom it May Concern Letter" for Field Visit Permit to Geological...

Previous 1 of 1 Next

Total number of items : 5

### 7. Add the required geological film to Cart by

- click "Details" button of each category
- Select reports that you want to purchase
- Enter the required quantity
- Click ' Add to Cart'

[Home / Service](#)

### Geological Film Purchase Request

Keyword

Option Type  
Please Select

**Search** **Reset Filters**

**Film On U.A.E Geological Mapping** **Range**  
AED 500.00 **Show Options**

---

Quantity

Film on U.A.E Geological Mapping AED 500.00   **View image**

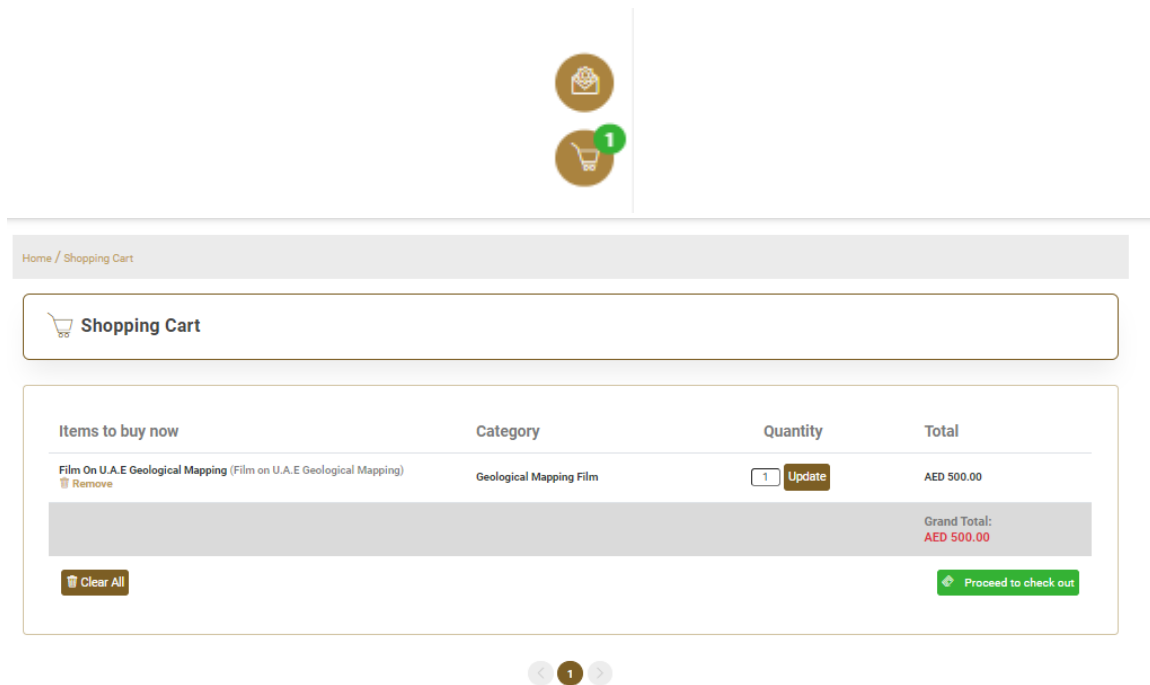
**+ Add to cart**



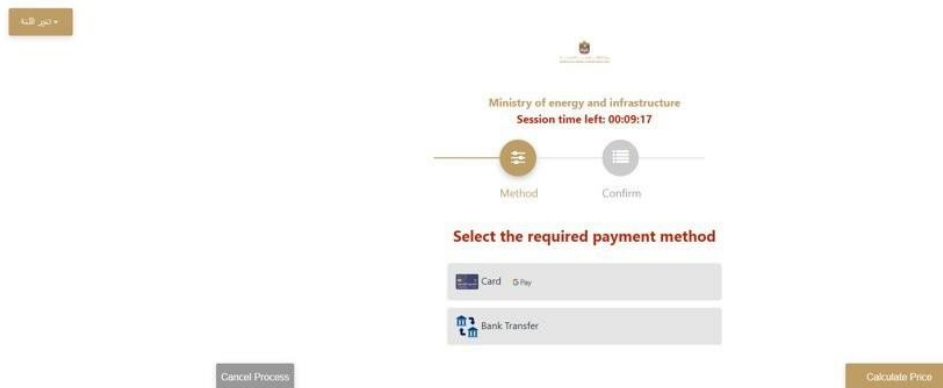
**Product added to cart**

**Ok**


- the items will be added to the cart, please click on cart icon and click “Proceed to checkout” for the payment





9. You will be redirected to payment gateway to complete your payment process. Select the payment method from the list.



10. Payment details will appear, please click on “Proceed with Payment” button to go to next step

  
Ministry of energy and infrastructure  
Session time left: 00:08:36

   
Method Confirm

Description	Amount	Tax Amount (AED)	Quantity	Total With Tax Amount
Compensation for damage to federal roads	100 AED	0.00 AED	1	100 AED
<b>Total</b>				<b>100 AED</b>


**Request Fees**

Description	Amount	Tax Amount (AED)	Total With Tax Amount
Card Charges	0.68 AED	0.03 AED	0.71 AED
<b>Total</b>			<b>0.71 AED</b>



Total Tax	0.03 AED
Total Amount	100.71 AED

[Cancel Process](#) [Change Payment Method](#) [Proceed With Payment](#)

11. Add Card details and click on “I agree to Terms & Conditions”, then click on “Pay Now” button



Ministry of energy and infrastructure  
**Total Payment: 100.71 AED**  
**Session time left: 00:07:33**

**Cardholder Name**

**Card Number**

**Month**  **Year**  **CVV**



I agree to [Terms&Conditions](#)


**Pay Now**

**Cancel Process** **Change Payment Method**

## 12. The following Message will appear upon successful payment:





Home / Service /

 Payment - Deletion Request for national pleasure boat 





**Payment Completed Successfully!**

We have already received your payment and your application will be reviewed. You will be notified soon on your application status

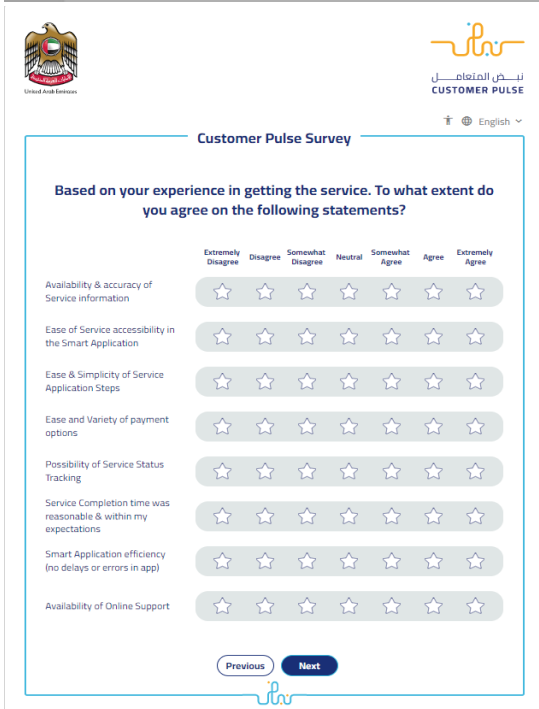
 Receipt Number	365918189947238273	 Payment Date	Thu, 08 Jun 2023 11:01
 Application Number	A0640014E3080623	 Application Date	Thu, 08 Jun 2023 10:48

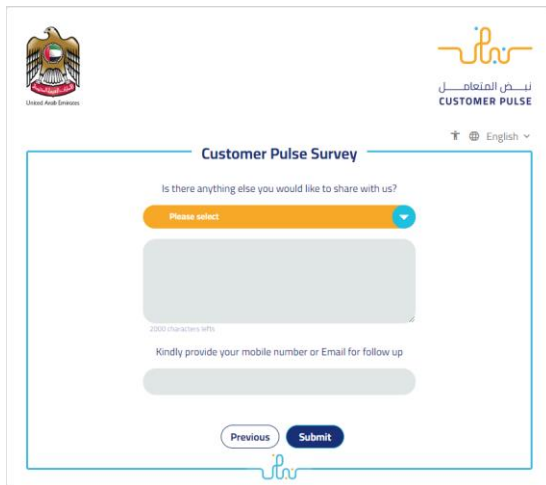
Amount	AED 100
Fees	AED 0.71
<b>Total Payment</b>	<b>AED 100.71</b>

 BACK TO MY APPLICATIONS  BACK TO DASHBOARD



13. Your reference number for the request will be displayed on the ministry website page once the payment is successfully completed.
14. hard copy (CD) of the Film will be delivered via shipping companies.
15. Fill the satisfaction survey about the eService, when the following pop-up shows up:

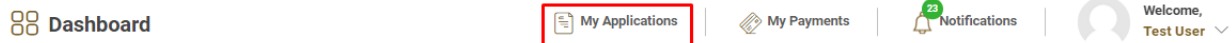





17. you can also view and download the certificate from the end user dashboard through Request Status boxes Or My Application:

#### My Application/My Payment:

- Click on the My Application as shown in the image below



- for searching/filtering the requests based on Reference Number/Request Date/Service Name/Request Status:

 **My Applications**

Services by Category

Service

My Company

Company PRO

Application Status

Keyword (Reference Number)

Use Date Range