



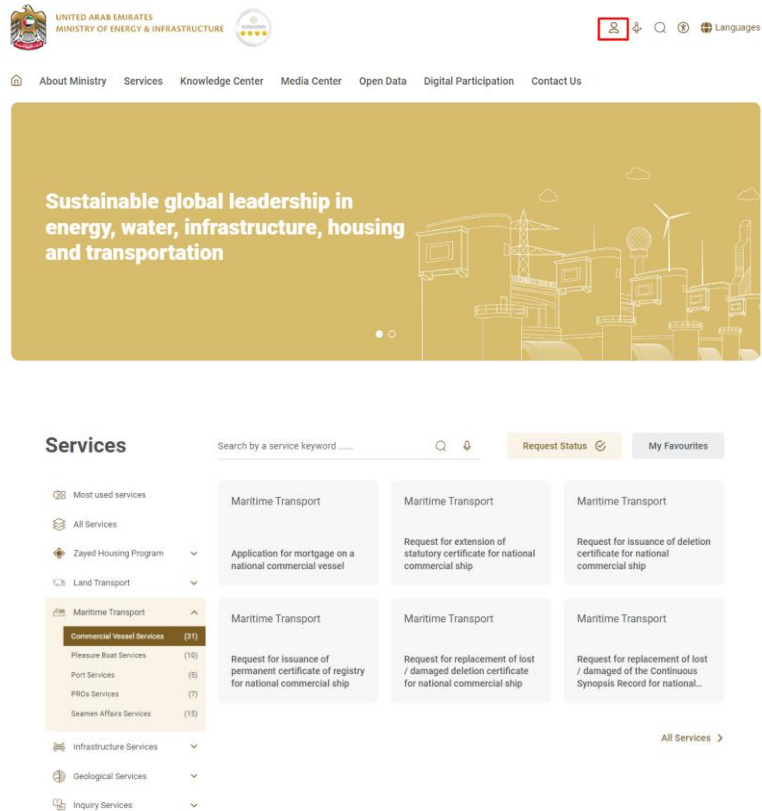
## User Manual

Request permission to sail out of the territorial  
waters for visiting foreign vessels.

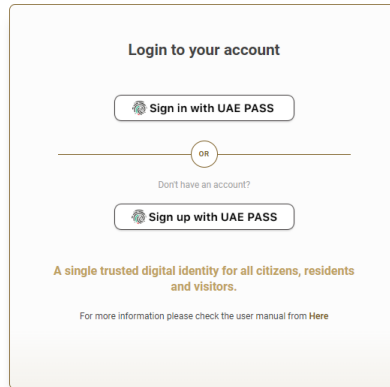
V 1.1

2023

1. Open MOEI website: <https://www.moei.gov.ae>
2. From the home page, go to Services Directory, choose the category “Maritime Transportation” Then select the Sub category “Commercial vessel services”. you can view the service Info or start the service immediately by clicking on Start Button



3. You can view the service Info or start the service immediately by clicking on Start Button
4. Then it will redirect you to the Login page, you can login by using UAE PASS.



5. Fill the application Information.

Home / Service / Maritime Transport Services

### Request permission to sail out of the territorial waters for visiting foreign vessels

Service User Guide (pdf 1.14 MB)

**Vessel Details**

Registration Centre ▾  
Abu Dhabi Centre

Date of Entry ▾  Please Add Date of Entry

IMO No ▾  Only numbers are allowed

Official No ▾  Only numbers are allowed

Vessel Name Arabic ▾  Please add Vessel Name Arabic

Vessel Name English ▾  Please add Vessel Name English

Vessel Type ▾  Please Select

Flag ▾  Please Select

Radio Call Sign ▾  Please add Radio Call Sign

Gross Tonnage ▾  Only numbers are allowed

Length over all ▾  Only numbers are allowed

Building Date ▾  Please add Building Date

Owner Name ▾  Please add Owner Name

Owner Name Arabic ▾  Please add Owner Name Arabic

Place of vessel ▾  Please Select

No Of Crews ▾  Only numbers are allowed

No of Passenger ▾  Only numbers are allowed

7.69% Form Completion

[Save and Continue Later](#) [Next](#) [Cancel](#)

Request permission to sail out of the territorial waters for visiting foreign vessels

Service User Guide (pdf 1.14 MB)

**NOC Details**

Subject \*  
Please Select

Details  
Please Select

Requested by Agent \*  
Please add Requested by Agent

Expiry Date \*  
Please add Expiry Date

Only arabic characters

Reason \*

- Unfavorable weather conditions
- Engines Failure / malfunctions
- Change of vessel's registration
- Renewal of the ship's certificates
- Docking of the vessel at repair yards
- The arrest under court order or by competent authorities
- Investigation of a marine accident
- Cargo operation
- Others

Explanation \*  
Please add Explanation

you can write (Arabic Or English) language

0% Form Completion

Save and Continue Later Previous Next Cancel

6. Upload the needed documents.

**Request permission to sail out of the territorial waters for visiting foreign vessels**

Service User Guide (pdf 1.14 MB)

**Upload Attachments**

Entry Permit issued by Immigration upon arrival UAE ports

Drag and Drop files here  
(jpg, jpeg, png, bmp, gif, pdf) extensions are allowed with maximum 4 file(s) and up to 4 MB of size.

Ship Registry

Drag and Drop files here  
(jpg, jpeg, png, bmp, gif, pdf) extensions are allowed with maximum 4 file(s) and up to 4 MB of size.

Certificate of Class

Drag and Drop files here  
(jpg, jpeg, png, bmp, gif, pdf) extensions are allowed with maximum 4 file(s) and up to 4 MB of size.

Ship Insurance Covers (MLC + P&I Insurance)

Drag and Drop files here  
(jpg, jpeg, png, bmp, gif, pdf) extensions are allowed with maximum 4 file(s) and up to 4 MB of size.

Safety Management Certificate (SMC)

Drag and Drop files here  
(jpg, jpeg, png, bmp, gif, pdf) extensions are allowed with maximum 4 file(s) and up to 4 MB of size.

Continuous Synopsis Record (CSR)

Drag and Drop files here  
(jpg, jpeg, png, bmp, gif, pdf) extensions are allowed with maximum 4 file(s) and up to 4 MB of size.

Minimum Safe Manning Document

Drag and Drop files here  
(jpg, jpeg, png, bmp, gif, pdf) extensions are allowed with maximum 4 file(s) and up to 4 MB of size.

Others

Drag and Drop files here  
(jpg, jpeg, png, bmp, gif, pdf) extensions are allowed with maximum 4 file(s) and up to 4 MB of size.

0% Form Completion

Save and Continue Later Previous Next Cancel

7. Submit the request by click on “Submit”.

Home / Service / Maritime Transport Services

**Request permission to sail out of the territorial waters for visiting foreign vessels**

Service User Guide (pdf 1.14 MB)

**Submit & Finish**

Comments

Please add Comments

100% Form Completion

Save and Continue Later Previous Submit Cancel

8. Fill the satisfaction survey about the eService, when the following pop-up shows up:




**Customer Pulse Survey**

Based on your experience in getting the service. To what extent do you agree on the following statements?

	Extremely Disagree	Disagree	Somewhat Disagree	Neutral	Somewhat Agree	Agree	Extremely Agree
Availability & accuracy of Service information	☆	☆	☆	☆	☆	☆	☆
Ease of Service accessibility in the Smart Application	☆	☆	☆	☆	☆	☆	☆
Ease & Simplicity of Service Application Steps	☆	☆	☆	☆	☆	☆	☆
Ease and Variety of payment options	☆	☆	☆	☆	☆	☆	☆
Possibility of Service Status Tracking	☆	☆	☆	☆	☆	☆	☆
Service Completion time was reasonable & within my expectations	☆	☆	☆	☆	☆	☆	☆
Smart Application efficiency (no delays or errors in app)	☆	☆	☆	☆	☆	☆	☆
Availability of Online Support	☆	☆	☆	☆	☆	☆	☆

Previous Next



**Customer Pulse Survey**

Based on your experience in getting the service. To what extent do you agree on the following statements?

	Extremely Disagree	Disagree	Somewhat Disagree	Neutral	Somewhat Agree	Agree	Extremely Agree
Availability & accuracy of Service information	☆	☆	☆	☆	☆	☆	☆
Ease of Service accessibility in the Smart Application	☆	☆	☆	☆	☆	☆	☆
Ease & Simplicity of Service Application Steps	☆	☆	☆	☆	☆	☆	☆
Ease and Variety of payment options	☆	☆	☆	☆	☆	☆	☆
Possibility of Service Status Tracking	☆	☆	☆	☆	☆	☆	☆
Service Completion time was reasonable & within my expectations	☆	☆	☆	☆	☆	☆	☆
Smart Application efficiency (no delays or errors in app)	☆	☆	☆	☆	☆	☆	☆
Availability of Online Support	☆	☆	☆	☆	☆	☆	☆

Previous Next



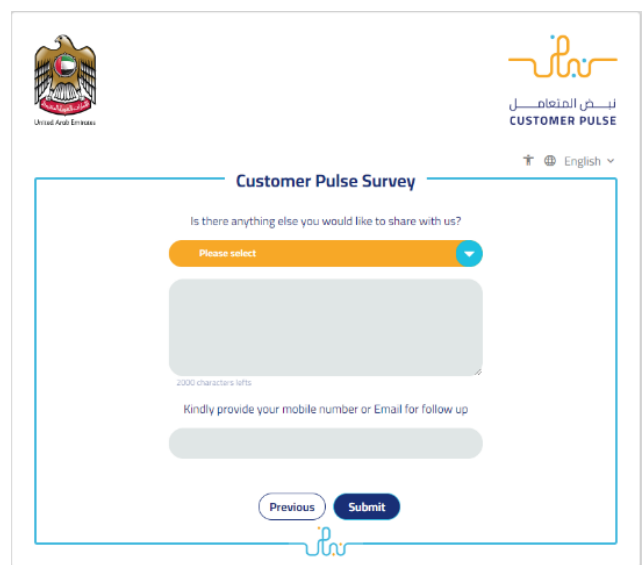
**Customer Pulse Survey**

Overall, how satisfied are you about the service? \*

☆ ☆ ☆ ☆ ☆ ☆ ☆

Extremely Dissatisfied Extremly Satisfied

Next



**Customer Pulse Survey**

Is there anything else you would like to share with us?

Please select

2000 characters left


Kindly provide your mobile number or Email for follow up


Previous Submit

9. After the application is approved by the ministry, you will receive the Certificate automatically via email. However, you can also view and download the certificate from the end user dashboard through Request Status boxes Or My Application:

a. Click on the "My Application" as shown in the image below

 Dashboard

 My Applications

 My Payments

 Notifications

Welcome,  
Test User 

b. for searching/filtering the requests based on Reference Number/Request Date/Service Name/Request Status:

### My Applications

Services by Category	Service
<input type="text" value="Maritime Transport Services"/>	<input type="text" value="Please Select"/>
My Company	Company PRO
<input type="text" value="Please Select"/>	<input type="text" value="Please Select"/>
Application Status	
<input type="text" value="Please Select"/>	
Keyword (Reference Number)	
<input type="text"/>	
<input type="checkbox"/> Use Date Range	
<input type="button" value="Search"/>	<input type="button" value="Reset Filters"/>