



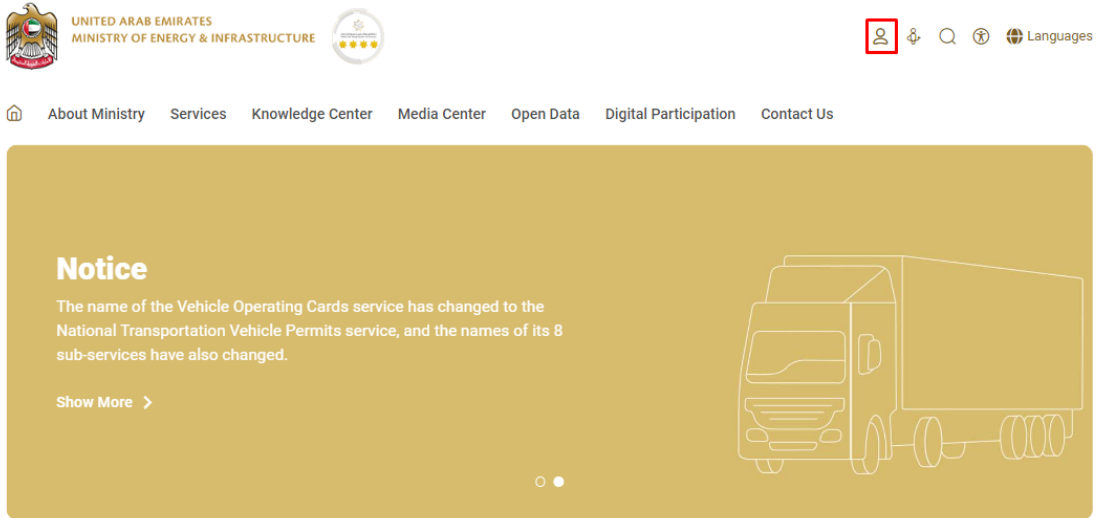
User Manual

Geological Maps Purchase Request

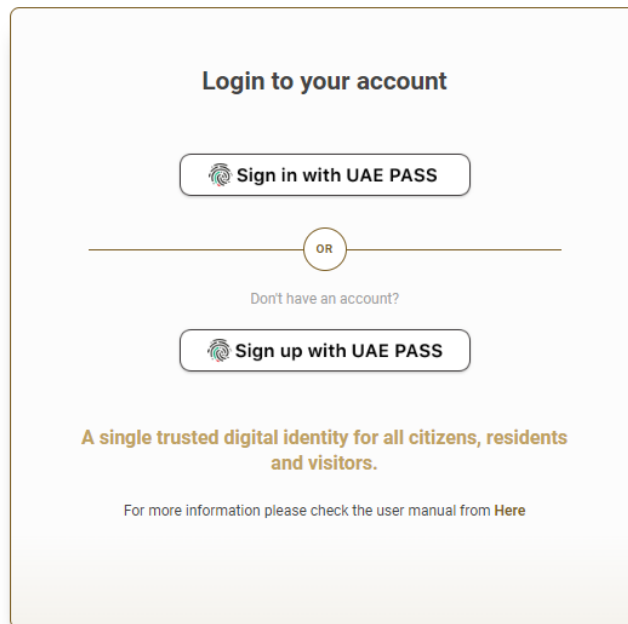
V 1.1

2023

1. Open MOEI website: <https://www.moei.gov.ae>
2. Click on “LOGIN” on the header



3. Then it will redirect you to the Login page, you can login using UAE PASS.



- From the home page, go to “Services” tab, then choose “Geological Services”.

The screenshot displays the 'Services' page interface. On the left, a vertical menu lists various service categories: 'Most used services', 'All Services', 'Zayed Housing Program', 'Land Transport', 'Maritime Transport', 'Infrastructure Services', 'Geological Services' (highlighted in a dark brown bar with a count of 5), 'Spatial and Geographical Data' (count of 1), and 'Inquiry Services'. The main content area features a search bar with the placeholder text 'Search by a service keyword', a search icon, and a microphone icon. To the right of the search bar are two buttons: 'Request Status' and 'My Favourites'. Below the search bar, a grid of service cards is visible. The first row contains three cards, all labeled 'Geological Services'. The second row contains three cards: 'Geological Film Purchase Request', 'Geological Maps Purchase Request', and 'Geological Studies Purchase Request'. The third row contains two cards: 'Geological Services' and 'Geological Services'. The fourth row contains two cards: 'Geophysical Studies Purchase Request' and 'Issuing "To Whom it May Concern Letter" for Field Visit Permit to Geological locations'. At the bottom right of the main content area, there is a link labeled 'All Services >'. The overall layout is clean and modern, with a color palette of browns, greys, and whites.

- From Services Page, choose the category “Geological Services”.
- Then select the needed service “Geological Maps Purchase Request” , you can view the service Info or start the service immediately.

Services

Services

Search by a service keyword

Request Status

My Favourites

Iskan bundle

E-Services Help

Proactive services

Added value

- Most used services
- All Services
- Zayed Housing Program
- Land Transport
- Maritime Transport
- Infrastructure Services
- Geological Services
- Geological Services (5)
- Spatial and Geographical Data (1)
- Inquiry Services

Geological Services

Geological Services

Geological Services

Geological Film Purchase Request

Geological Maps Purchase Request

Geological Studies Purchase Request

Geological Services

Geological Services

Geophysical Studies Purchase Request

Issuing "To Whom it May Concern Letter" for Field Visit Permit to Geological...

< Previous 1 of 1 Next >

Total number of items : 5

7. Add the required geological map to Cart by

- click "Details" button of each Area
- Select the type of map that you want to purchase
- Enter the required quantity
- Click ' Add to Cart'

Home / Service

Geological Maps Purchase Request

Keyword

Location Scale Option Type

Search **Reset Filters**

Ghewifat and As Sila area <small>test fdafda fds afdsaa fd afdsaa fd</small>	Scale 1:100,000	Range AED 100.00 - 1000.00	Show Options
		Quantity	
Soft copy - 1024121567	AED 1000.00	<input checked="" type="checkbox"/> 1	View image
Hard copy with explanation booklet	AED 200.00	<input type="checkbox"/> 1	View image
Hard copy without explanation booklet	AED 100.00	<input type="checkbox"/> 1	View image
			+ Add to cart



Product added to cart





Ok

- the items will be added to the cart, please click on cart icon and click “Proceed to checkout” for the payment



Home / Shopping Cart

Shopping Cart

Items to buy now	Category	Quantity	Total
Ghweifat and As Sila area (Soft copy - 1024121567) (Scale: 1:100,000)  Remove	Geological Maps	<input type="text" value="3"/> 	AED 3,000.00
			Grand Total: AED 3,000.00
 Clear All			 Proceed to check out



9. Fill the delivery address and agree to terms and conditions. Click the button “Submit” for the payment process.

Home / Service /

Secure Checkout

Full Name *
moiecustomer

Telephone *
00971-52-1234567

Mobile *
00971-52-4302679

Fax

City *
Ras Al Khaimah

Address Line 1 *
Addr 1 test

Address Line 2 *
Addr 2 test

PO Box *
6789

Basket Items

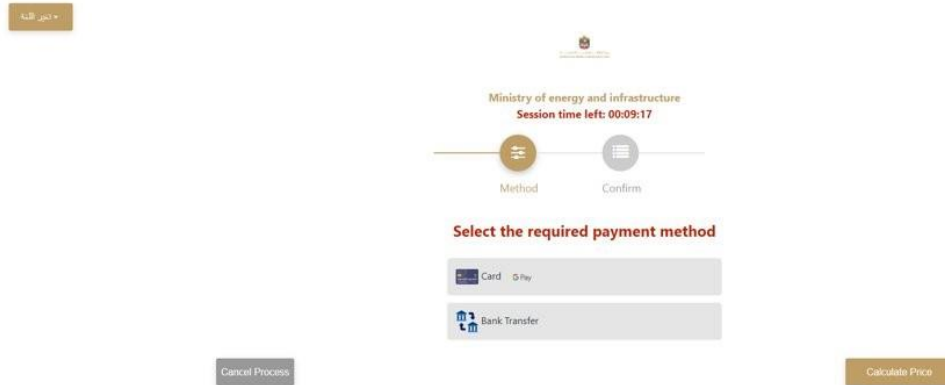
Product Name *	Product Option Name *	Category *	Quantity *
Gheweifat and As Sila area	Soft copy -1024121567	Geological Maps	3

Service : Geological Maps Purchase Request

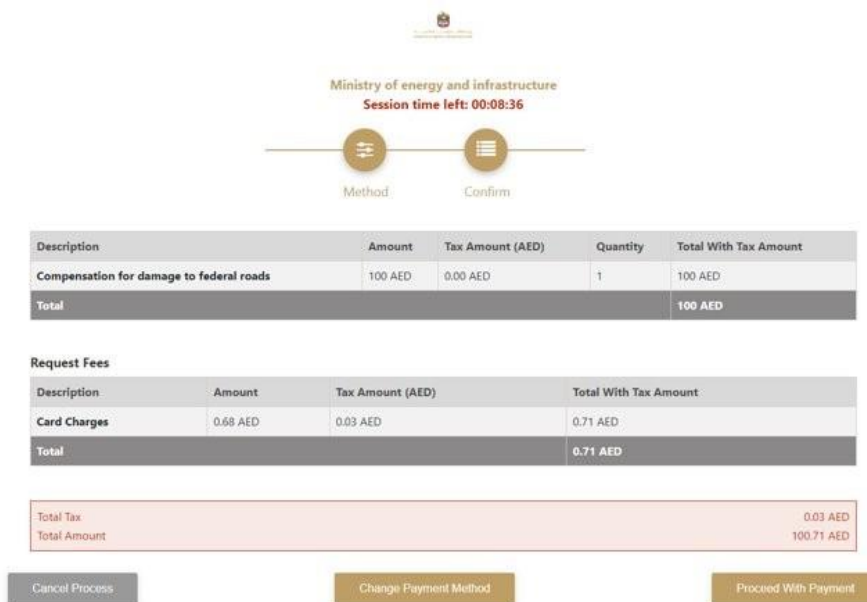
100%
Form Completion

Submit Cancel


10. You will be redirected to payment gateway to complete your payment process. Select the payment method from the list.





11. Payment details will appear, please click on “Proceed with Payment” button to go to next step



12. Add Card details and click on “I agree to Terms & Conditions”, then click on “Pay Now” button



Ministry of energy and infrastructure
Total Payment: 100.71 AED
Session time left: 00:07:33

Cardholder Name

Card Number

Month **Year** **CVV**

I agree to [Terms&Conditions](#)

Pay Now


Cancel Process

Change Payment Method

13. The following Message will appear upon successful payment:

Home / Service /

Payment - Deletion Request for national pleasure boat



Payment Completed Successfully!

We have already received your payment and your application will be reviewed. You will be notified soon on your application status

Receipt Number	265918189947238273	Payment Date	Thu, 08 Jun 2023 11:01
Application Number	A064001483080623	Application Date	Thu, 08 Jun 2023 10:49

Amount	AED 100
Fees	AED 0.71
Total Payment	AED 100.71

[BACK TO MY APPLICATIONS](#)

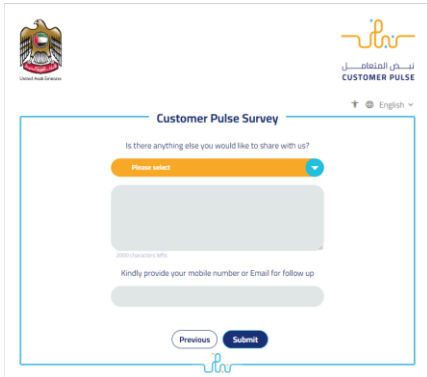
[BACK TO DASHBOARD](#)

14. Your reference number for the request will be displayed on the ministry website page once the payment is successfully completed.

15. Soft copy of the map will be added to the customer's page on the website immediately upon payment along with a copy of the payment receipt and hard copy of the map will be delivered via shipping companies.

16. Fill the satisfaction survey about the eService, when the following pop-up shows up:

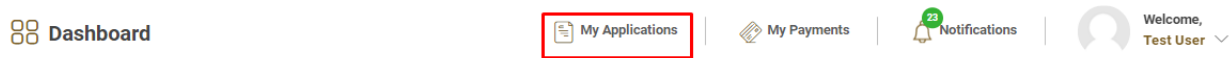




17. you can also view and download the certificate from the end user dashboard through Request Status boxes Or My Application:

My Application/My Payment:

- a. Click on the My Application as shown in the image below



- b. for searching/filtering the requests based on Reference Number/Request Date/Service Name/Request Status:

