



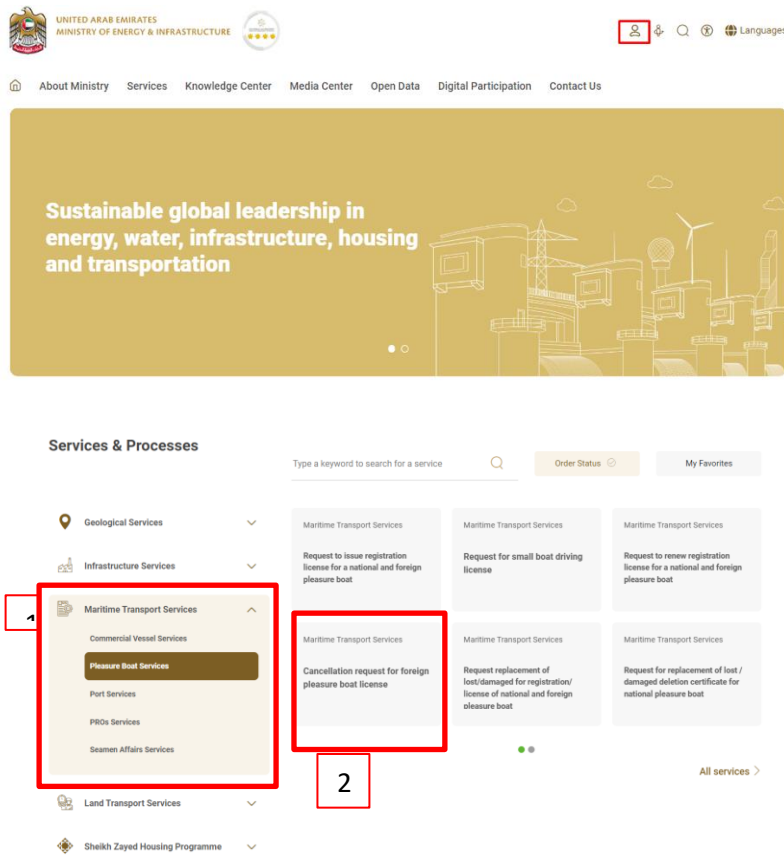
User Manual

Cancellation of pleasure boat license

V 1.0


2023

1. Open MOEI website: <https://www.moei.gov.ae>
2. From the home page, go to Services Directory, choose the category “Maritime Transportation”
3. Then select the Sub category “Pleasure boat services”. you can view the service Info or start the service immediately by clicking on Start Button



4. Then it will redirect you to the Login page, you can login using UAE PASS.

Sign in to your account

 **Sign in with UAE PASS**

A single trusted digital identity for all citizens, residents and visitors.

For more information please check the user manual from [Here](#)

5. Add the "official Number" and "Boat Name in English" and click on search


Home / Service / Maritime Transport Services

Cancellation request for foreign pleasure boat license

Official No *


Boat Name English *

Boat Name Arabic




 **Search**

6. Select the required boat.

Home / Service / Maritime Transport Services

Cancellation request for foreign pleasure boat license  Back to Filter Panel

Filter Result (100)

Boat Name English	Official Number	Port Of Registry	Owner Type	Status
test name				
test				
أنواع				

7. Fill required information

Home / Service / Maritime Transport Services

Cancellation request for foreign pleasure boat license

NOC Details

Registration Centre *
Please Select

Type Of Vessel	Official Number
Boat Name English	Boat Name Arabic
Port Of Registry	Vessel Type
Nationality	Ship Flag
Owner Type	No. of Passenger
Previous Name	Previous Port Of Registry
Previous Official Number	Previous Date Of Registry
Hull Identification No	Hull Color
Manufacturer	IMO No.
Insurance Start Date	Insurance End Date

Request Reason *

0% Form Completion

Save and Continue Later Next Cancel

8. Upload the needed documents.

Home / Service / Maritime Transport Services

Cancellation request for foreign pleasure boat license

Upload Attachments

Onwer's passport copy or Emirates ID copies (2 sides) *

Drag and Drop files here
(jpg, jpeg, png, bmp, gif, pdf) extensions are allowed with maximum 4 file(s) and up to 4 MB of size.

Radio deletion for more than 35 ft

Drag and Drop files here
(jpg, jpeg, png, bmp, gif, pdf) extensions are allowed with maximum 4 file(s) and up to 4 MB of size.

Copy of Registration Card *

Drag and Drop files here
(jpg, jpeg, png, bmp, gif, pdf) extensions are allowed with maximum 4 file(s) and up to 4 MB of size.

Inspection Certificate from Cost Guard *

Drag and Drop files here
(jpg, jpeg, png, bmp, gif, pdf) extensions are allowed with maximum 4 file(s) and up to 4 MB of size.

0% Form Completion

Save and Continue Later Previous Next Cancel

9. Submit the request by clicking on "Submit".

Home / Service / Maritime Transport Services

Cancellation request for foreign pleasure boat license



Submit And Finsih

Comments



Form Completion

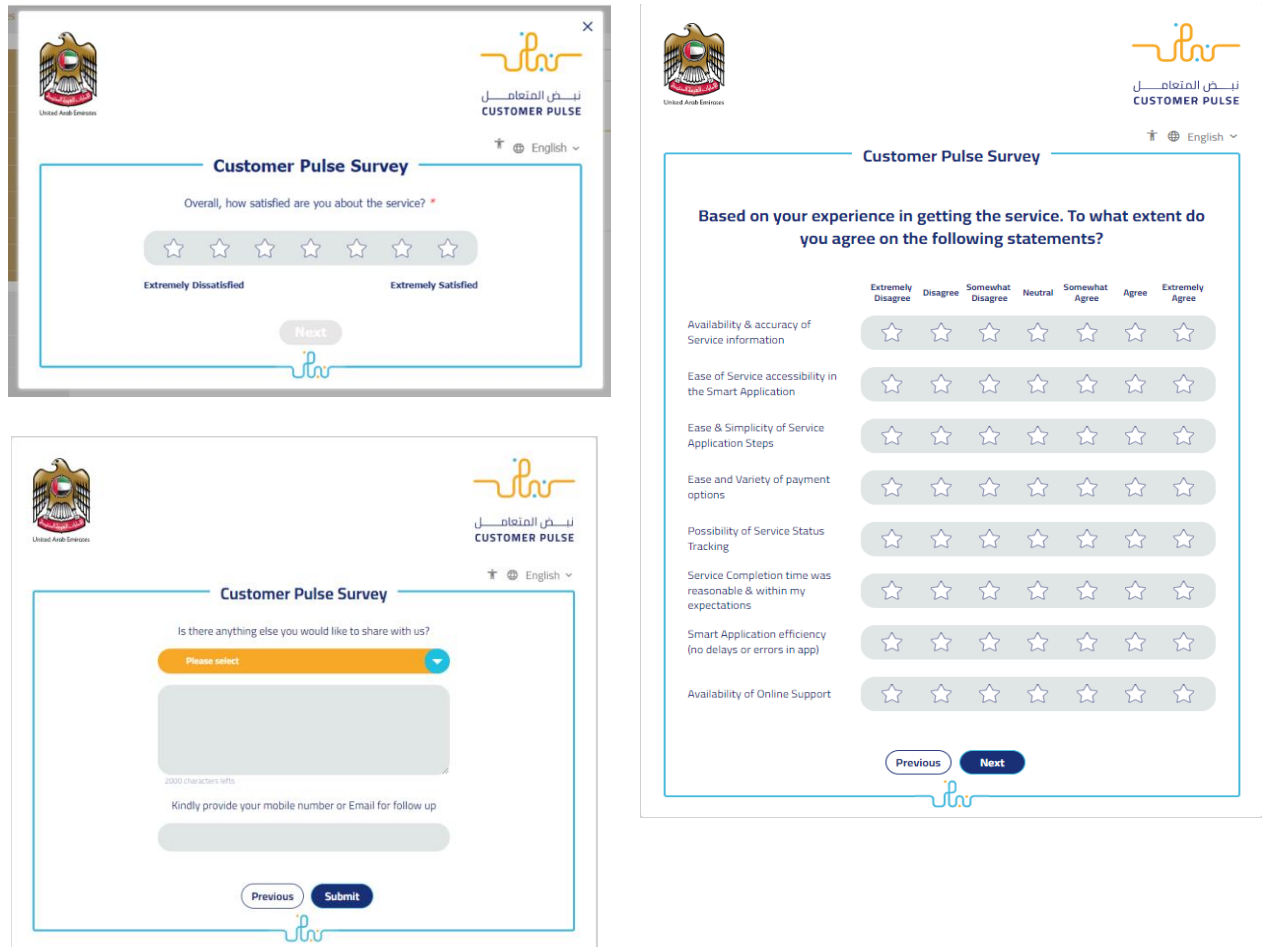
Save and Continue Later

Previous

Submit

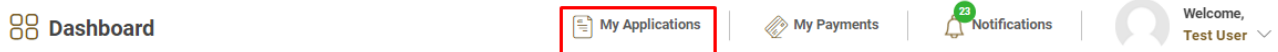
Cancel

10. Fill the satisfaction survey about the eService, when the following pop-up shows up:



11. After the application is approved by the ministry, you will receive the Certificate automatically via email. However, you can also view and download the certificate from the end user dashboard through Request Status boxes Or My Application:

a. Click on the My Application as shown in the image below



- b. For searching/filtering the requests based on Reference Number/Request Date/Service Name/Request Status:

My Applications

Services by Category	Service
<input type="text" value="Maritime Transport Services"/>	<input type="text" value="Please Select"/>
My Company	Company PRO
<input type="text" value="Please Select"/>	<input type="text" value="Please Select"/>
Application Status	
<input type="text" value="Please Select"/>	
Keyword (Reference Number)	
<input type="text"/>	
<input type="checkbox"/> Use Date Range	
<input type="button" value="Search"/>	<input type="button" value="Reset Filters"/>