




User Manual

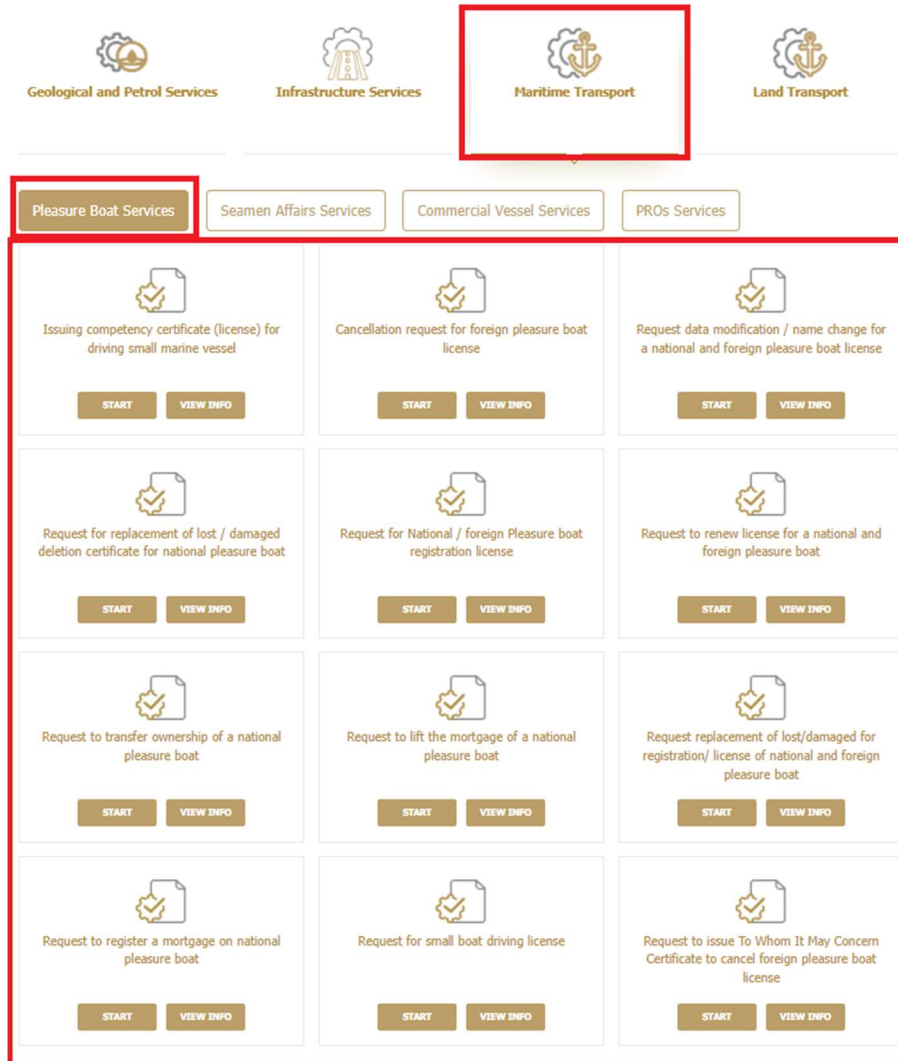
Request to Pleasure boat services

V 1.0
2021

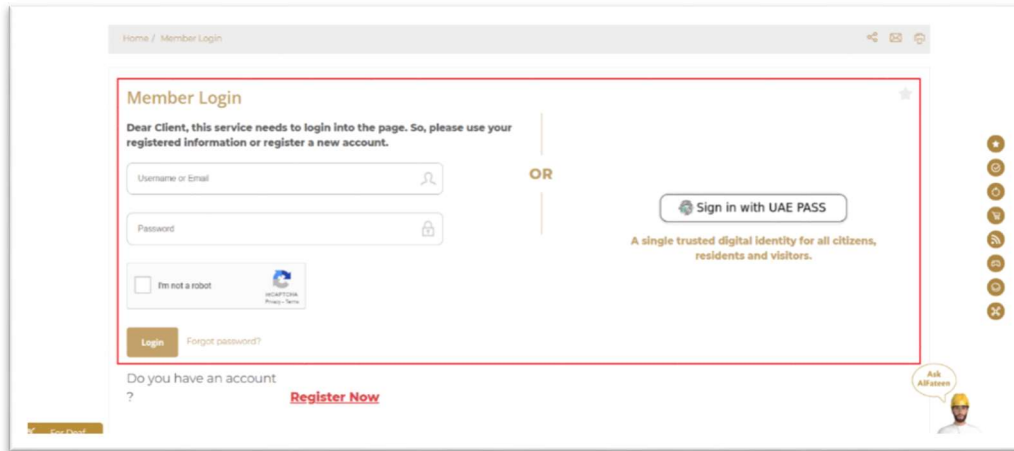
1. Open MOEI website: <https://www.moei.gov.ae>
2. From the home page, go to “Services” tab, then choose “Infrastructure Services”.



3. From Services Directory, choose the category “Maritime Transportation”.
4. Then select the Sub category “Pleasure boat services” ,thin choice the service you need.



5. you can view the service Info or start the service immediately by clicking on Start Button
6. Then it will redirect you to the Login page, you can login by email registered and password or using UAE PASS.



7. Fill the application Information.

REGISTER PLEASURE BOAT- NEW

Step 2 of 2:

Fill all the required feilds (*) then submit and finish the application:

Steps: ▼

Required Documents to complete this application: ▼

User Guidance ▼

BASIC DETAILS * ▼

Registration Centre
 ▼ * *Your Application will be Processed in the Selected Registration Centre*

Port Of Registry ▼ * Port Registry Date ⊞ * Hull Identifiacion No Hull Color ▼ *

Boat Name Arabic ⊞ * Boat Name English ⊞ *

IMO No. No. of Passenger ⊞ * Owner Type ▼ * Previously Registered Yes No

Insurance Start Date ⊞ Insurance End Date ⊞ Builder Name Built Year

SHIP/Boat DETAILS * ▼

RADIO LICENSE ▼

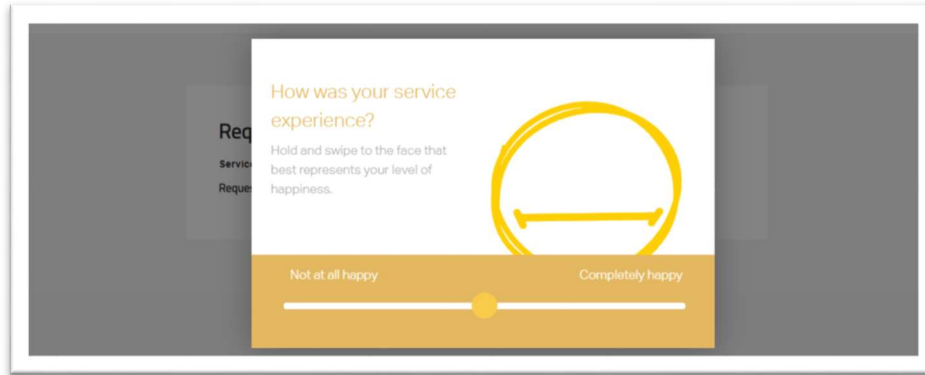
ENGINE PARTICULARS * ▼

OWNERS DETAILS * ▼

UPLOAD ATTACHMENTS * ▼

SUBMIT & FINISH * ▼

8. Upload the needed documents.
9. Submit the request by click on “Submit”.
10. Fill the satisfaction survey about the eService, when the following pop-up shows up:



11. When the request is approved by the ministry, then an email notification will be sent automatically to the customer in order to pay the fees through the electronic service
12. Also, you can find, view and download all your reports, certificates and receipts from the end user dashboard.

